

# EBSCO

**資料驅動的圖書館：利用資料分析和視覺化提升資料素養**

Data-Driven Library: Enhancing Data Literacy Through  
Data Analysis and Visualization

**周 頡 Jeremy Chou**

**Sales Director of Hong Kong, Macau and Taiwan**










The Journal of Academic Librarianship

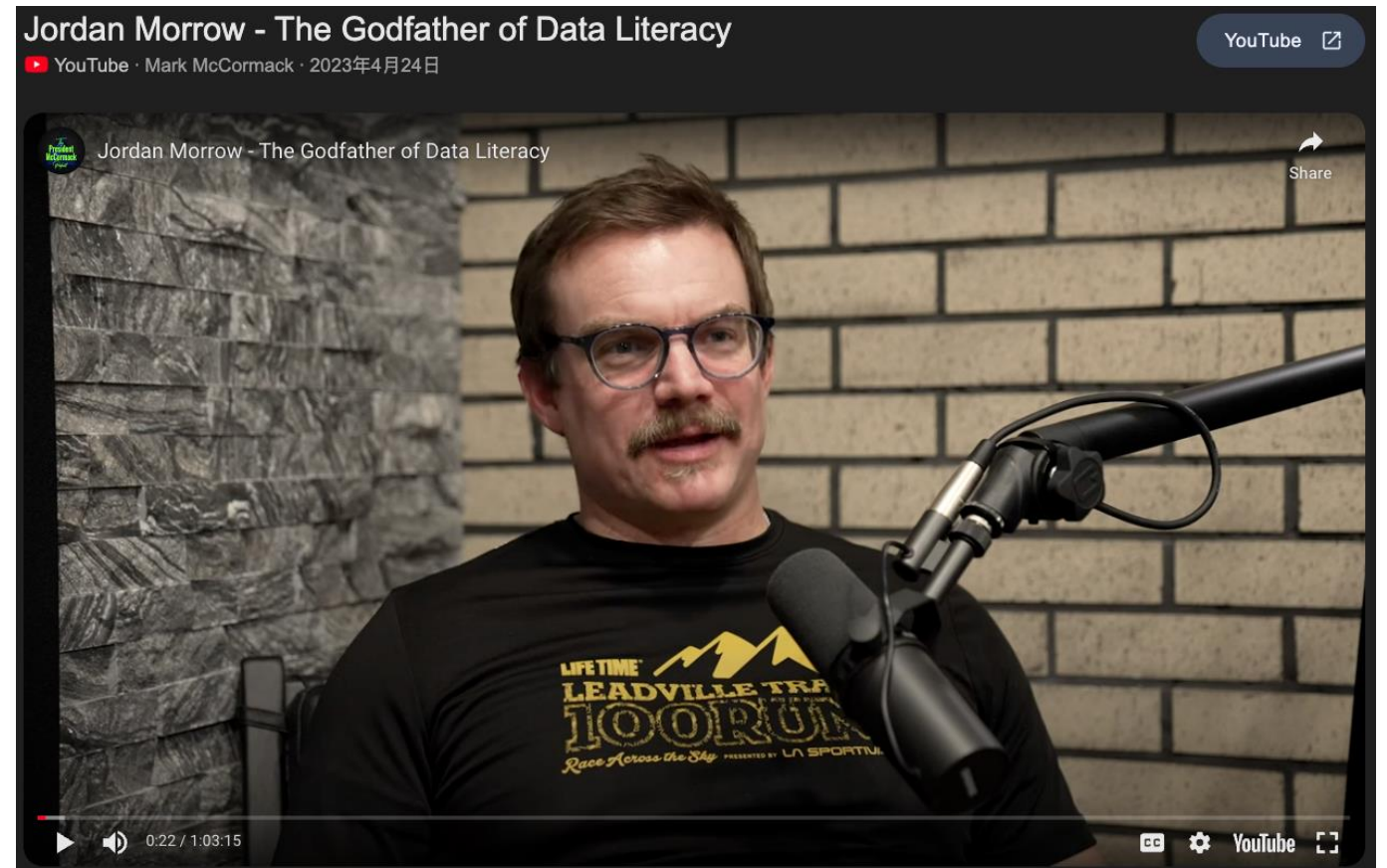
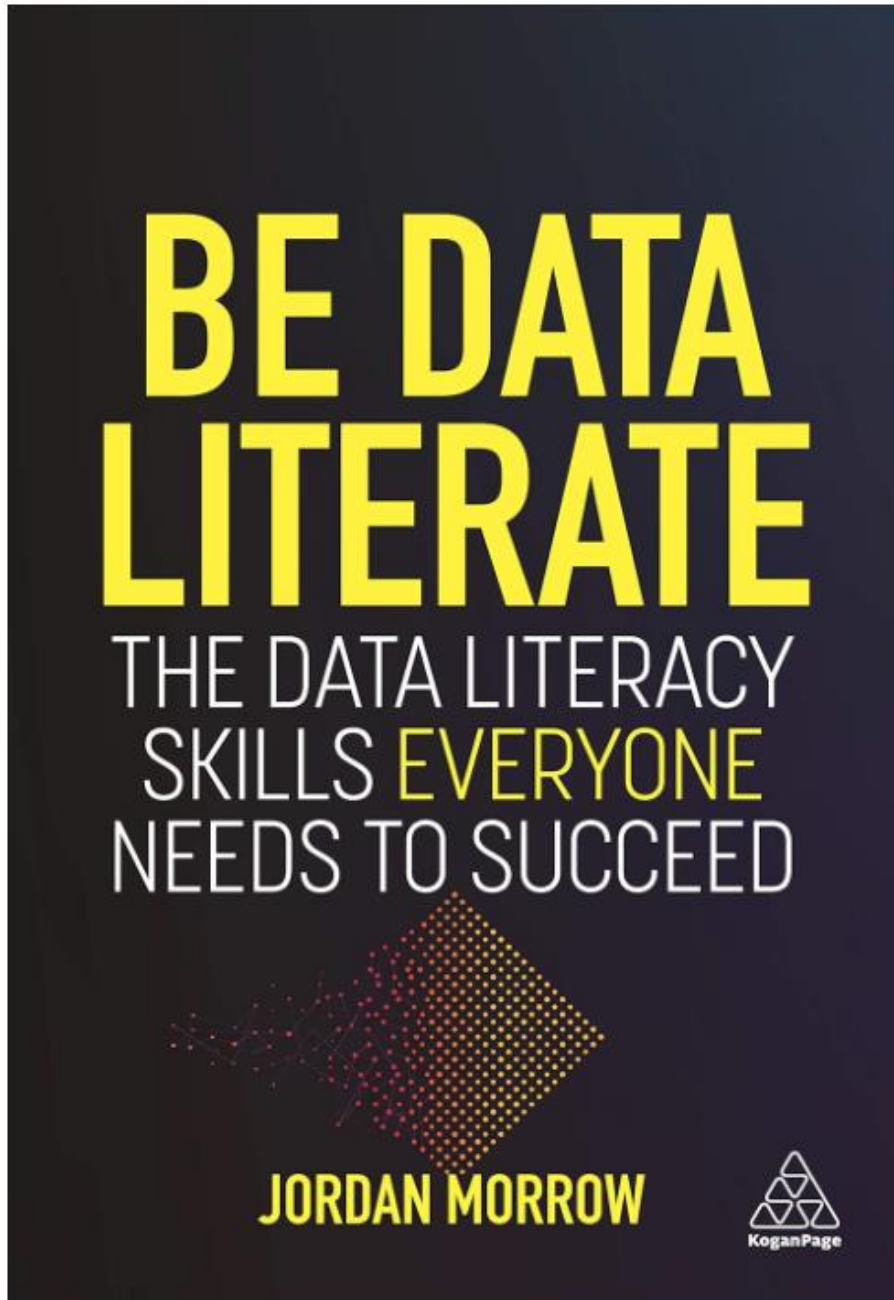
Volume 50, Issue 5, September 2024, 102920



# Assessing information, media and data literacy in academic libraries: Approaches and challenges in the research literature on the topic

Maria Pinto <sup>a</sup>  , Javier Garcia-Marco <sup>b</sup> , David Caballero <sup>c</sup> ,  
Ramón Manso <sup>d</sup> , Alejandro Uribe <sup>e</sup> , Carmen Gomez <sup>f</sup> 

資料素養是指閱讀、處理、分析數據並以資料進行溝通的能力。



“

**Without data, we run the risk of being ignored or having our services considered unnecessary, and library funds might be diverted to other uses on campus.”**

**BECKY CROXTON**

Head Of Library Assessment,  
University Of North Carolina-  
Charlotte; Chair of the Association  
of College & Research Libraries'  
Value of Academic Libraries  
Committee

## **Analytics Play a Key Role in Campus Library Operations**

**缺乏資料，我們就面臨被忽視或被認為服務不必要的風險，圖書館的經費可能會被轉移到校園內其他用途。**

**EBSCO**

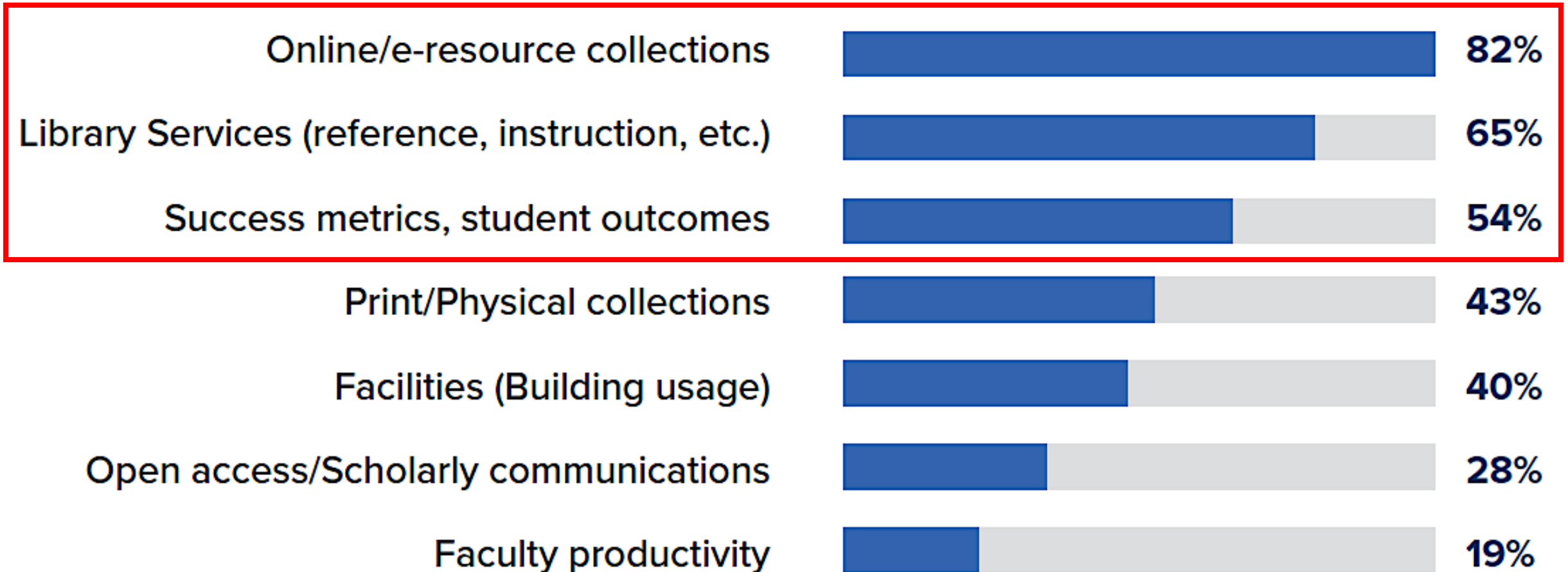
**LJ**  
LIBRARY  
JOURNAL

Q:

How important is it for your library to understand analytics regarding each of the following?

以下哪幾個是在圖書館分析的主題上最重要的？

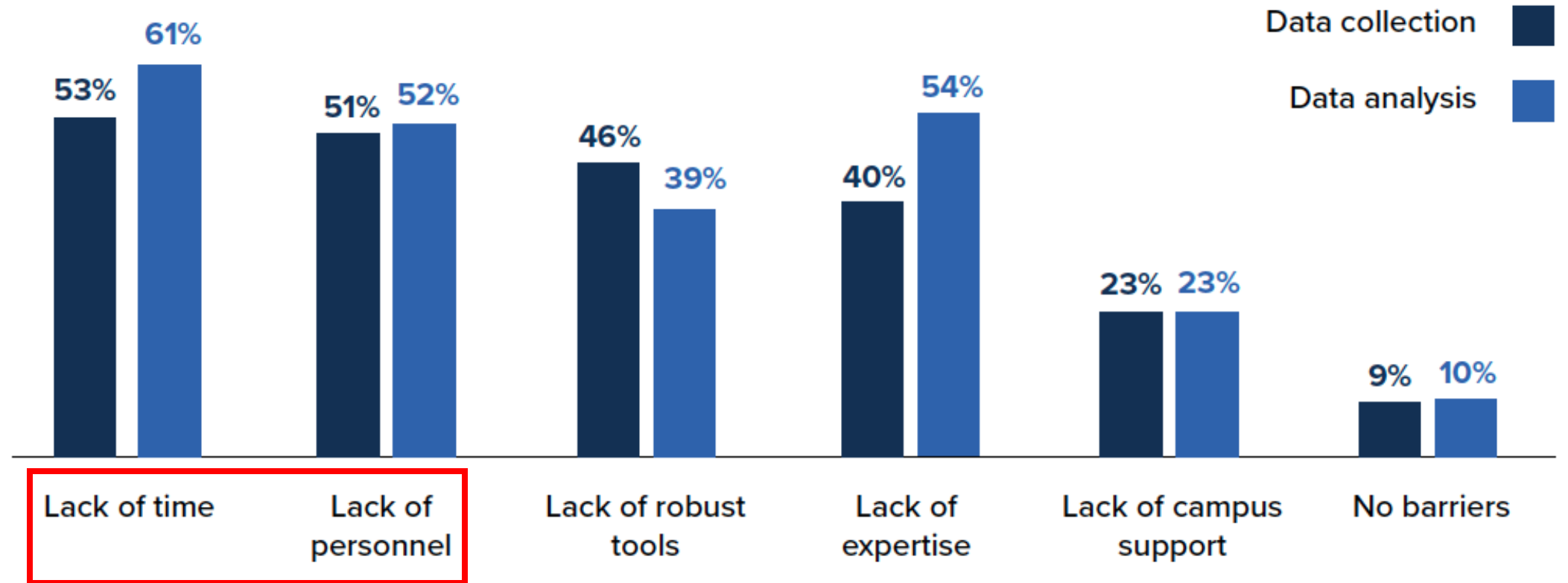
Respondents consider these uses “extremely important.”



# 哪些障礙是您目前在圖書館相關分析上所面對的呢？

Q:

Which of the following are barriers to analytics use in your library?



# LIBRARIANS' WISH LISTS

- A deeper look at *who is using our resources and what need drove them there*. 是「誰」在使用圖書館資源？
- A way to (learn) the result of interactions. *Analytics only tells a number, but that number has a story*. 除了數字之外？故事更重要
- Anything that might better tie library usage to *student outcomes* and to *faculty research outcomes*. 使用率與學術產出、學生成績的關係
- Detailed analysis of how the library and its services are used, and their impact over time. We're looking for *changes over time* and the impact of interventions. 趨勢是什麼？預測是.....

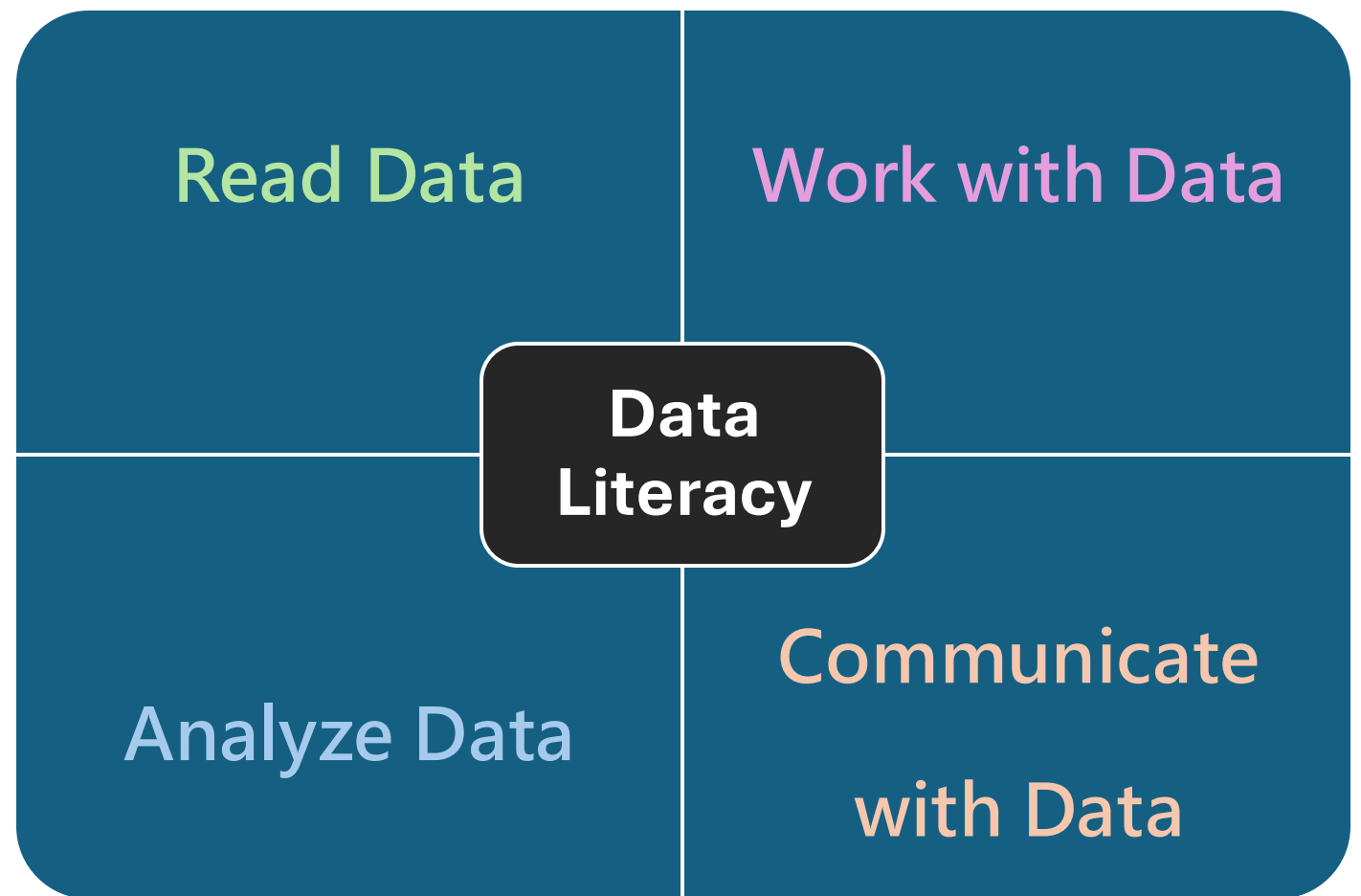
in Search

All / Engineering / Data Analytics

# What are the top data analytics tools for library services?

Powered by AI and the LinkedIn community

- Data Visualization 資料視覺化
- User Analytics 使用者分析
- Workflow Automation
- Predictive Analytics 預測性分析
- Resource Management
- Custom Reporting 客製化報告
- Here's what else to consider



<https://www.opendatasoft.com/en/glossary/data-literacy/>

[https://www.linkedin.com/advice/3/what-top-data-analytics-tools-library-services-xeobe?utm\\_source=share&utm\\_medium=member\\_ios&utm\\_campaign=share\\_via](https://www.linkedin.com/advice/3/what-top-data-analytics-tools-library-services-xeobe?utm_source=share&utm_medium=member_ios&utm_campaign=share_via)






# Panorama<sup>TM</sup>

## Insights Through Analytics

**EBSCO**



自動化數據連接



具備匯入/匯出功能  
的自動化資料傳輸




託管的資料湖和資料  
倉儲，將資料匯集到  
單一雲端



一個用於資料探索  
的自助式平台



預設和自訂的視  
覺化儀表板



具備篩選功能的互  
動式動與態儀表板

# 目前支援的資料來源

## 自動排程

- ALMA LSP, ALMA COUNTER
- Dspace
- EBSCO EDS, LinkResolver
- FOLIO
- Leganto
- LibGuides, LibCal, LibInsights
- OpenAthens
- Sierra ILS

## 手動上傳

- Digital Commons
- EZ Proxy
- LibKey
- Primo VE, SFX
- RapidILL
- TIPASA
- WMS ILS, Worldshare ILL

This page is for storing various **SQL formulas** and regular expressions for potential re-use in SQL code will state whether it should be used as **columns** or as **filters**.

**Analytics.** The



- Navigation in Analytics
- Shared Folders in Analytics
- Run & Modify a Shared An
- Create a New Analysis
- Filters
- Column Properties
- Formula Basics
- **Advanced Formulas**
- Prompts
- Report Layout
- Data Updates in Analytics
- Local Param Fields in Analy
- Analytics Known Issues
- Non-Transactional Analytic
- Dashboards - DRAFT
- Jobs & Batch Processes
- Data Loads and Exports
- Other Topics

### Modifying a Portion of a Column with a Case Statement (column formula)

#### Basic formula

```
CASE WHEN [Insert Column SQL] = ['Result you want replaced'] THEN ['New result'] ELSE [Repeat Insert C
```

#### Example with LC Classification Code

```
CASE  
WHEN "LC Classifications"."Classification Code" = 'Unknown'  
THEN  
'Unclassed or mis-coded'  
ELSE "LC Classifications"."Classification Code"  
END
```

# Advanced Formulas

Created by Minna Popkin, last modified on Jul 17, 2023

### Listing Repeated Fields in Different Columns (column formula)

#### Basic formula

```
EVALUATE('regexp_substr(%1,%2,%3,%4)', [Insert Column SQL], '[^\\; ]+', 1, 1)
```

The regular expression locates all characters up to the first occurrence of a semicolon followed by a space. The delimiter for concatenated values in is "; " (semicolon followed by a space). The semicolon needs to be escaped for the regular expression.

This formula retrieves the first ISBN value.

# Panorama 儀表板範例



D1 Library Overview



D2 Circulation Statistics on Physical Items



D3 Circulation Analytics-Addition



D3 Circulation Analysis-Main



D4 Cost-Effectiveness Analysis (Overview)



D4 Cost-Effectiveness Analysis (Electronic Items)



D5-O Collection Budget Overview



D5-A Collection Budget Analysis



D6 E-Resource Usage



D7 Student Outcomes



D8 Collection Management



D8.2 Collection Management\_filters applied

# Library overview

Start Date

1/1/2020

End Date

12/31/2020

Info

Refreshed on Feb 24, 2021 07:26 AM

## LOANS for Selected Time Period

**17,122**

# of Loans

**6,367**

# of Renewals



## PHYSICAL COLLECTION for Selected Time Period

**2,849,997**

Selected Time Period

**0.006**

Turnover rate

顯示圖書館  
概覽指標的  
預設儀表板

## E-RESOURCES USAGE from COUNTER Reports


**362,469**

eJournal Total Item Requests

**54,693**

eBook Total Item Requests

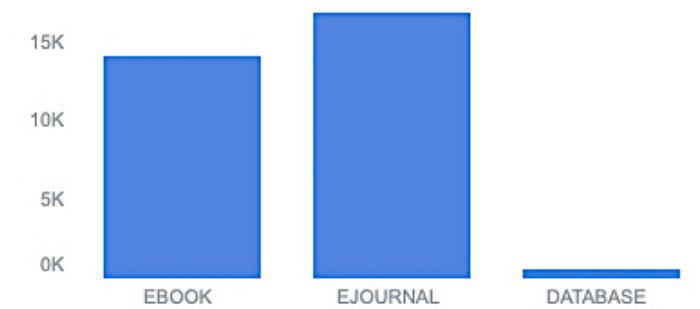
eJournal Total Item Requests: **362,469**  
eBook Total Item Requests: **54,693**



## TOTAL E-RESOURCES from COUNTER Reports

**31,476**

# of E-resources Accessed



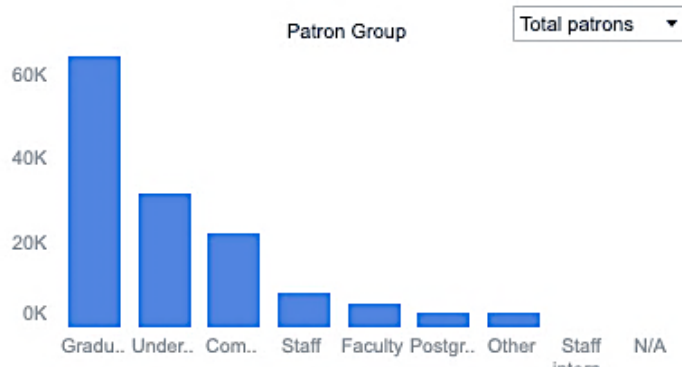
## UNIQUE PATRONS by Patron Group

**139,260**

Total # of Patrons

**1,224**

# of Active Patrons



## EXPENDITURES for Selected Time Period

**\$5,910,633**

Selected Time Period

**9,586**

Physical Items Purchased

**1,955**

Electronic Items Purchased



# E-resource Usage

Start Date: 11/3/2023 | End Date: 8/1/2024 | Report code: Journal Requ... | Platform: (All) | Publisher: (All) | Info

Updated on 8/26/2024 8:57:30 PM (Australia/Melbourne)

## TOTAL JOURNAL REQUESTS (EXCLUDING OA\_GOLD)

Changes from previous year

**195,535**

Total Item Requests

**147,151**

Unique Item Requests

**75.26%**

Ratio of Unique Item Requests to Total Item Requests

**-63,612**

Difference from PY

**-48,528**

Difference from PY

## JOURNAL REQUESTS (EXCLUDING OA\_GOLD) YOY

Hover over the bar to see the details

■ Current Metric Value ■ Previous Metric Value

Usage YoY	# of investigations and requests	Delta
Total Item Requests	195,535	-25%
Unique Item Requests	147,151	-25%

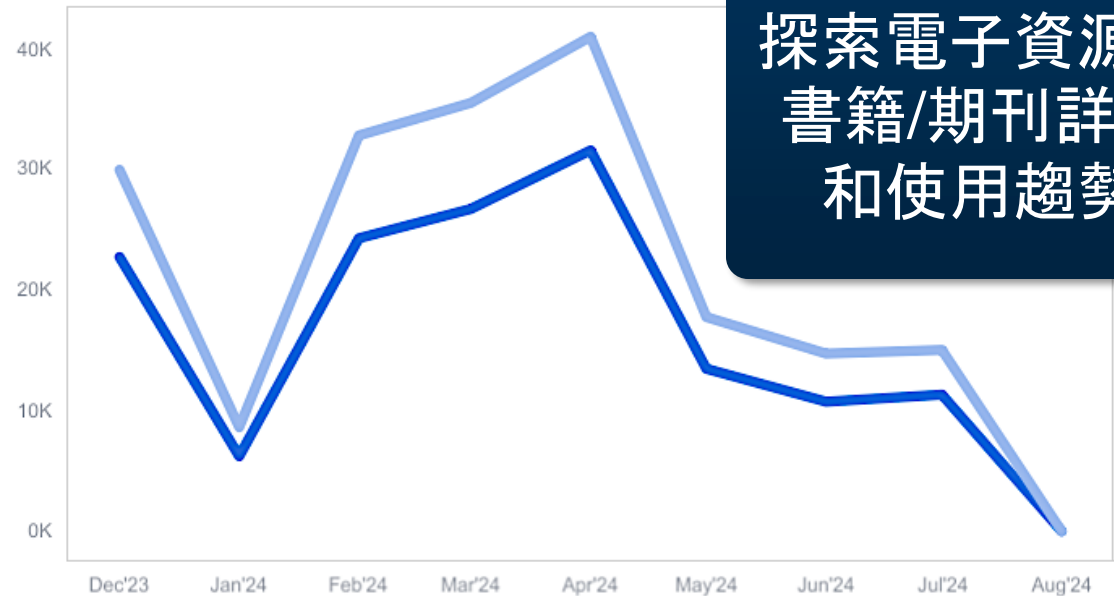
## JOURNAL REQUESTS (EXCLUDING OA\_GOLD) TREND

Hover over the graph to see the details

Metric

(All)

■ Total Item Requests  
■ Unique Item Requests



探索電子資源、  
書籍/期刊詳情  
和使用趨勢

## JOURNAL REQUESTS (EXCLUDING OA\_GOLD) BY PLATFORM

Hover over the bar to see the details

Platform

Metric

(All)

1

Platform/publisher	Metric	Value
EBSCOhost (EBSCO)	Total Item Requests	80,381
	Unique Item Requests	59,051
Ithaka (JSTOR)	Total Item Requests	62,476
	Unique Item Requests	49,815

## TITLE DETAILS

Hover over the bubble to see a # of requests

Metric

Total Item Requ...

2

Title	Total Item Requests
New England Journal of Medicine	5,953
PLoS One	1,584
Reading Teacher	1,361

## JOURNAL REQUESTS (EXCLUDING OA\_GOLD) BY PLATFORM

Hover over the bar to see the details

1

Platform

Metric

(All)

Platform/publisher	Metric	
INFORMS PubsOnline (Informs)	Total Item Requests	231
	Unique Item Requests	202
IEEE Xplore (Institute of Electrical and Electronics Engineers (IEEE))	Total Item Requests	216
	Unique Item Requests	163
OvidSP (Ovid Technologies)	Total Item Requests	214
	Unique Item Requests	162
IOPscience (IOP Publishing)	Total Item Requests	180
	Unique Item Requests	153
Journal of Orthopaedic & Sports Physical Therapy (Journal of Orthopaedic & Sports..)	Total Item Requests	203
	Unique Item Requests	128
Silverchair (American Medical Association (JAMA))	Total Item Requests	153
	Unique Item Requests	126



## TITLE DETAILS

Hover over the bubble to see a # of requests

2

Metric

Total Item Requ... ▼

Title	Total Item Requests
Organization Science	185
Management Science	27
Information Systems Research	16
Strategy Science	2
Service Science A journal for the Worl..	1
INFORMS Transactions on Education	0
MandSOM Manufacturing and Service..	0
Marketing Science	0

Start Date: 10/18/2023      End Date: 10/18/2024

Patron Group: (All)      Affiliation: (All)      Info

Updated on 8/26/2024 7:11:37 AM (America/New\_York)

**20,379**  
Number of Authentications

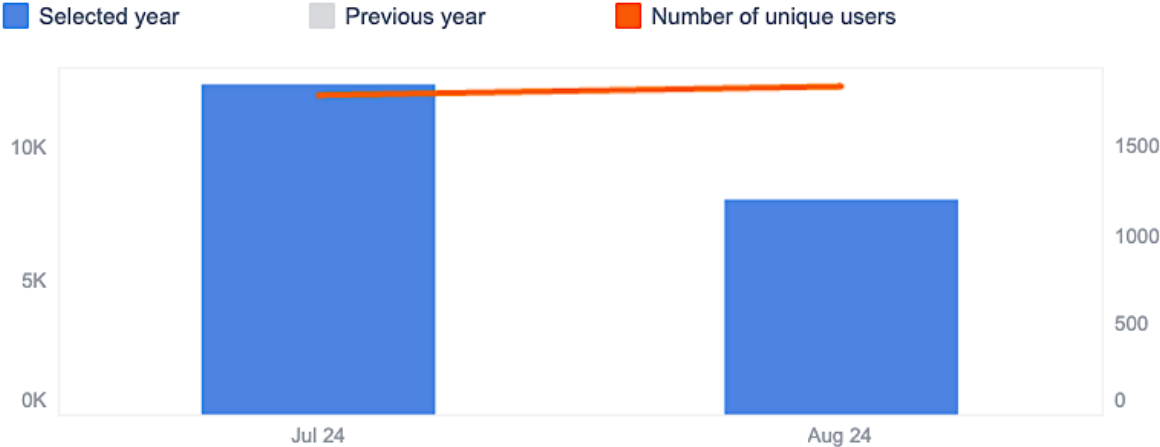
**3,086**  
Number of Users

**20,379**  
Number of Sessions by Counter

**87**  
Number of Platforms

### NUMBER OF SUCCESSFUL AUTHENTICATIONS

Hover over the bar to see the value



### USAGE OF PLATFORM BY PATRON GROUP

[Open full list →](#)

Platform Name	# of authentications	Share of Patron Groups aut..	# of authentications per patr..
EBSCO Information Services	High	High share	High per patron
ITHAKA	Medium	Medium share	Medium per patron
New England Journal of Medicine (NEJM)	Low	Low share	Low per patron
Elsevier	Medium	Medium share	Medium per patron
Wiley Online Library	Medium	Medium share	Medium per patron
Springer Link	Medium	Medium share	Medium per patron
Taylor & Francis Online	Medium	Medium share	Medium per patron
UpToDate	Medium	Medium share	Medium per patron
SAGE Journals	Medium	Medium share	Medium per patron
IEEE Xplore	Medium	Medium share	Medium per patron

- KPIs :**
- Number of authentications
  - Number of users

- Number of sessions by COUNTER
- Number of platforms

### AVERAGE NUMBER OF AUTHENTICATIONS PER PATRON BY PATRON GROUP

Hover over the bar to see the value

Patron Group

■ Number of unique patrons ■ Avg. number of authentications



### AUTHENTICATIONS VS FULL TEXT USAGE PER PLATFORM

Select one of the rows to use it as a filter

■ COUNTER ■ OpenAthens...

Platform Name	# of Sessions
EBSCOhost (EBSCO)	~1000
Ithaka (JSTOR)	~800
Wiley Online Library (John Wil.)	~400
ScienceDirect (Elsevier Scien..)	~300
EBSCO Information Services	~200
SAGE Journals (SAGE Public..)	~150
Taylor & Francis (Taylor & Fra..)	~100
ACS Publications (American ..)	~100
ProQuest (ProQuest)	~50
New England Journal of Medi..	~50

Refreshed on

### COUNTER (EJOURNALS)

**1,005,481**

Number of Investigations

**626,791**

Number of Requests

### SFX (EJOURNALS)

**3,335,998**

Number of Requests

**496,776**

Number of Clickthroughs

### THIRDIRON (EJOURNALS)

**20,062**

Number of TOC Views

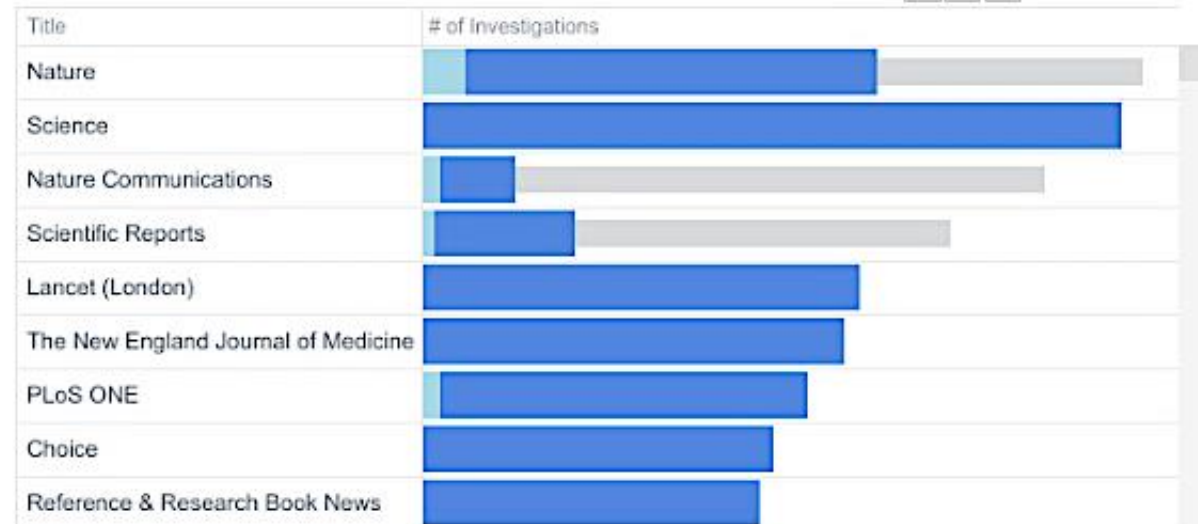
**167,900**

Number of Full Text Requests

### PATRON'S INVESTIGATIONS OF EJOURNALS

Hover over the bar to see the value

ThirdIron SFX COUNTER



### FULL TEXT REQUESTS (THIRDIRON) VS COUNTER REQUESTS

Hover over the bar to see the value


ThirdIron COUNTER



### DATABASE INVESTIGATIONS BY SFX & COUNTER

Hover over the bar to see the value

SFX COUNTER



### EBOOKS ACCESS THROUGH COUNTER & SFX

Hover over the bar to see the value



Explore  
COUNTER,  
LinkResolver &  
Direct-linking  
stats

Updated on

**12,752**  
Number of articles

**242**  
Number of publishers

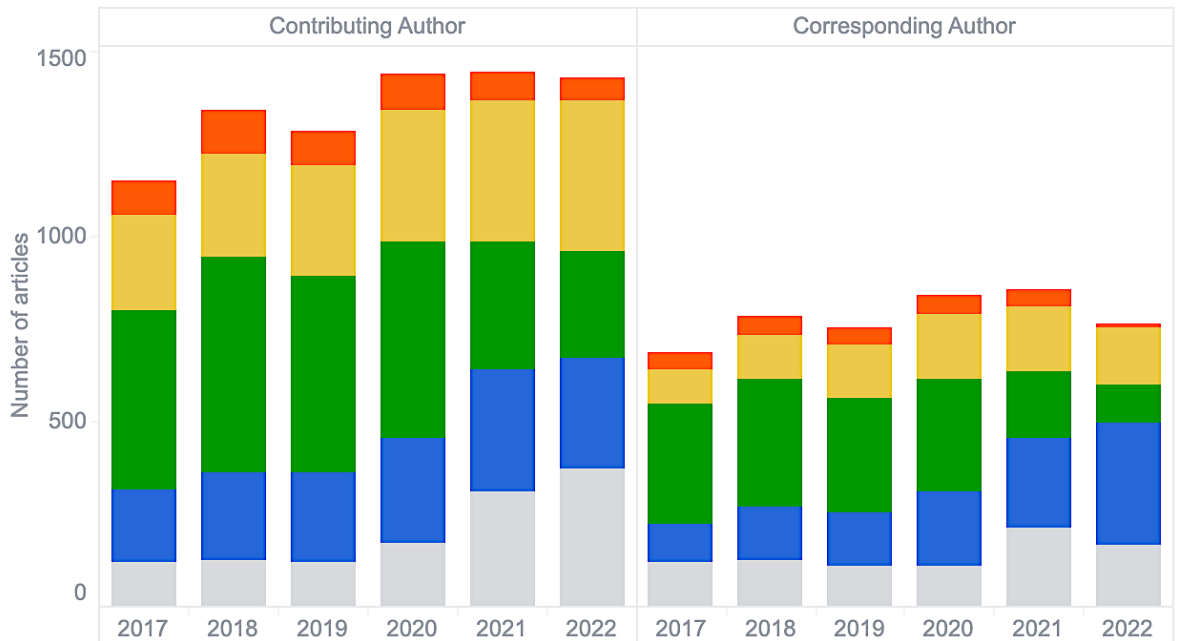
**27.06**  
Avg almetric

**11.25**  
Avg times cited

**3,297**  
Avg estimated APC

### Open Access model by authorship and year

Hover the elements to see the details



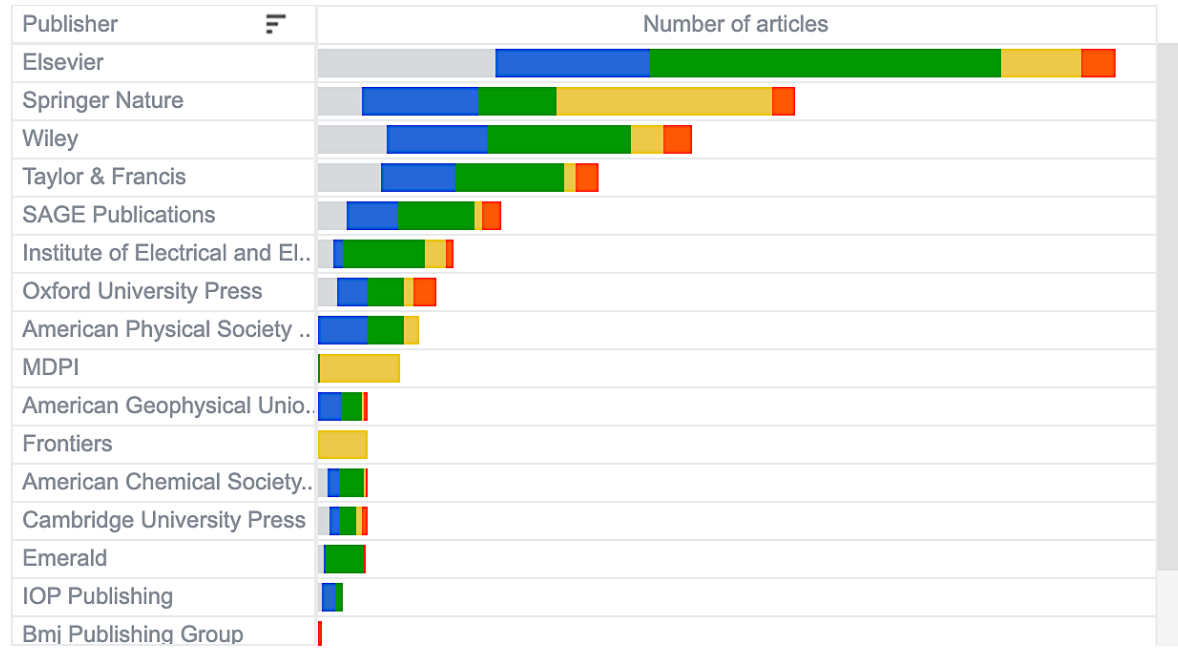
### Open Access model statistics

Hover the elements to see the details

### Top 15 publishers by titles

Hover the elements to see the details

[See full list](#)



### Avg estimated APCs by year and OA model

Hover the elements to see the details

Publication year  
(All) ▾

Publisher  
(All) ▾

Open Access model  
(All) ▾

- (All)
- All OA; Bronze
- All OA; Gold
- All OA; Green
- All OA; Hybrid
- Closed

Cancel Apply

Corresponding author  
(All) ▾

Updated on

**12,752**  
Number of articles

**242**  
Number of publishers

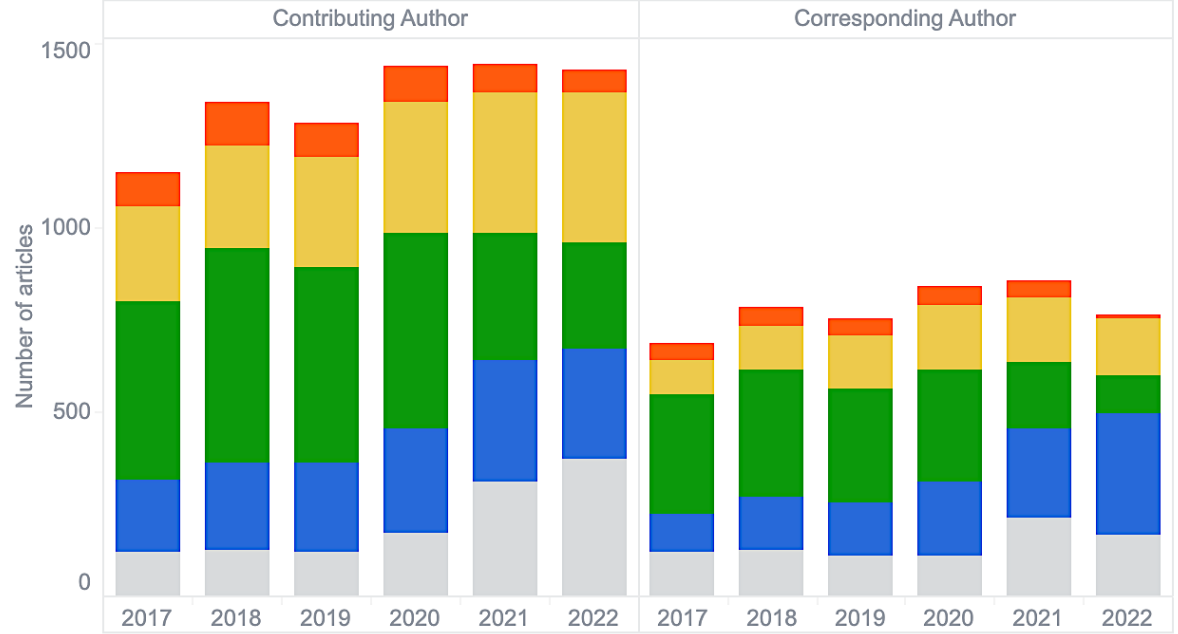
**27.06**  
Avg almetric

**11.25**  
Avg times cited

**297**  
estimated APC

### Open Access model by authorship and year

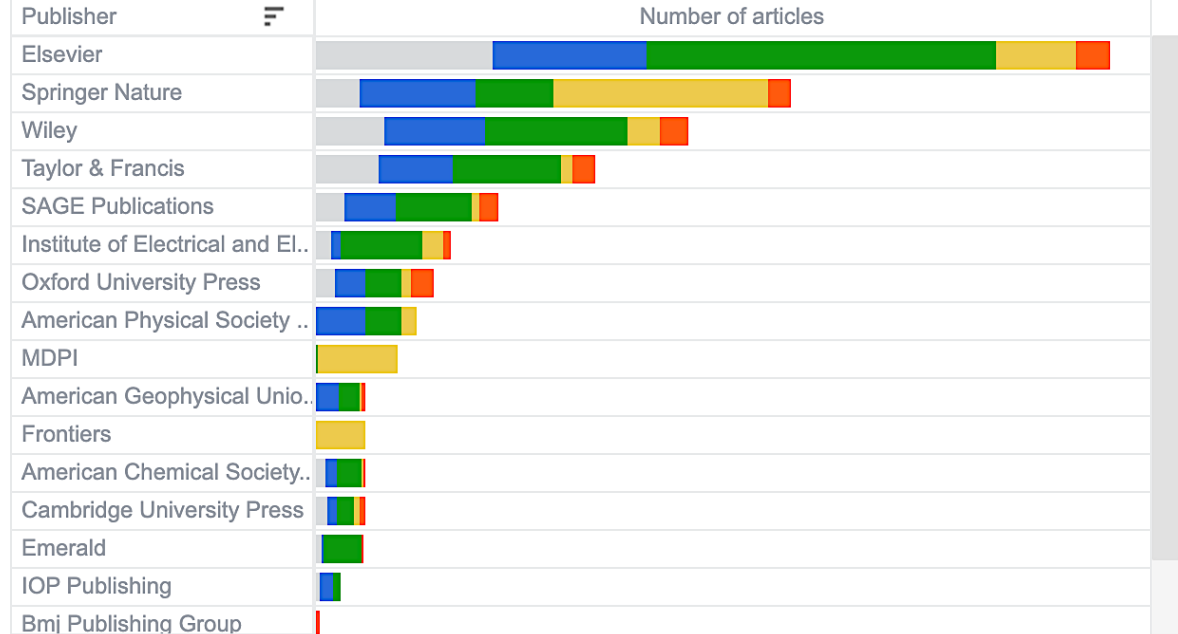
Hover the elements to see the details



### Top 15 publishers by titles

Hover the elements to see the details

[See full list](#)



### Open Access model statistics

Hover the elements to see the details

Open Access/Publishers	Number of articles	Avg almetric	Avg times cited	Avg estimated APC
All OA; Green	4,321	26.32	14.94	3,395

### Avg estimated APCs by year and OA model

Hover the elements to see the details



# Read & Publish: Agreements

## 概念發展

Year

2022

Publisher

(All)

Info

Updated on

**18**

Number of agreements

**18,077**

Average publish agreement

**55,887**

Average read agreement

**£18.09**

Average publish cost

**£0.05**

Average read cost

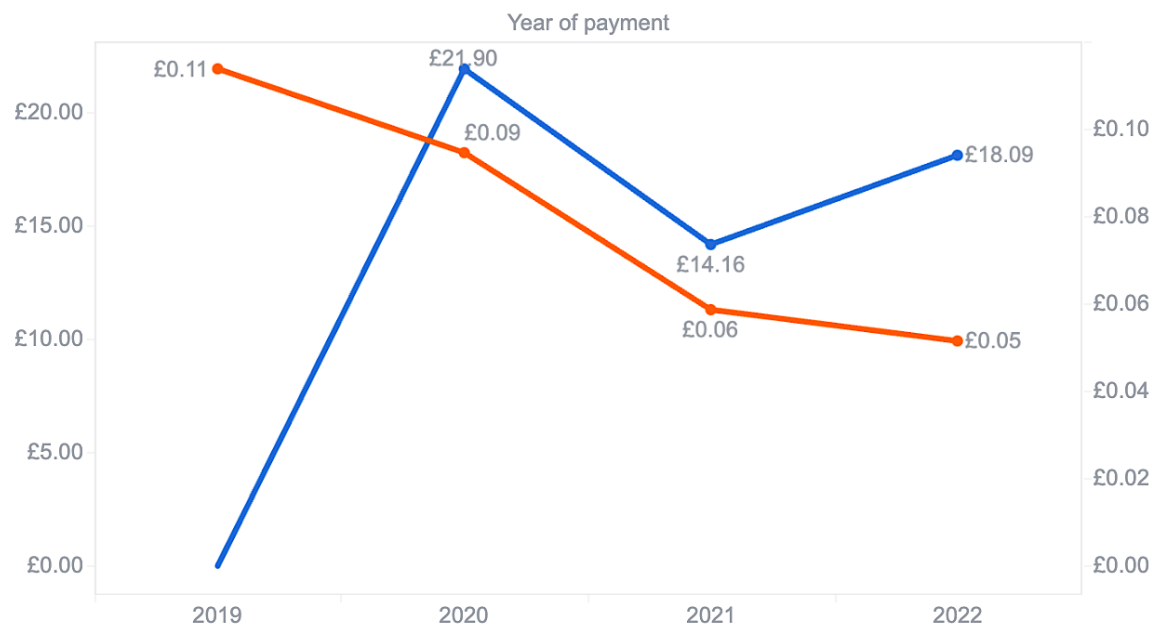
**0.00**

% of OA contribution

### Time trend of publishing and reading cost

Hover the elements to see the details

Average publish cost Average read cost



### Agreement evaluation

Hover the elements to see the details

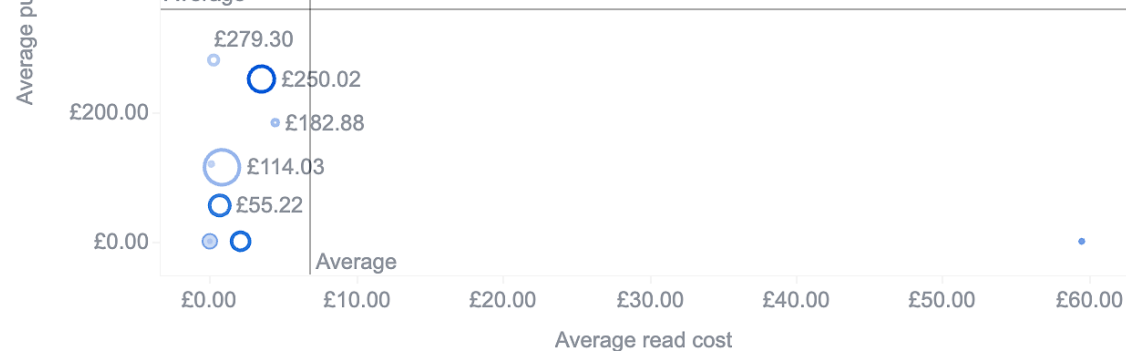


### Average article cost by publisher

Hover the elements to see the details

### Average reading cost by publisher

Hover the elements to see the details



### Average article cost by publisher

Hover the elements to see the details



Publisher	Number of articles	Estimated APC	Publishing cost	Average publish cost
The Royal Society	5	0.00	3,702	£740.40
European Respiratory Soci..	1	0.00	720	£720.00
Royal Society of Chemistry	29	0.00	16,244	£560.14
Oxford University Press	60	3,613.47	33,516	£558.60
Cambridge University Press	27	3,238.95	7,541	£279.30
Wiley	224	3,599.24	56,004	£250.02
De Gruyter	8	0.00	1,463	£182.88
Bmj Publishing Group	29	0.00	3,454	£119.10
Elsevier	510	3,121.25	58,155	£114.03
Sage Publications	104	2,841.98	5,743	£55.22
American Institute of Physics	0	0.00	3,200	
Company of Biologists	0	0.00	0	
Geological Society	0	0.00	0	
Institute of Physics	0	0.00	6,353	
IWA Publishing	2	0.00	0	
Portland Press	0	0.00	526	

### Average reading cost by publisher

Hover the elements to see the details



Publisher	Number of readings	Read Cost	Average read cost
IWA Publishing	42	2,500	£59.52
De Gruyter	2,555	11,411	£4.47
Wiley	52,575	185,421	£3.53
Springer	29,809	62,609	£2.10
The Royal Society	5,772	11,500	£1.99
Elsevier	467,215	386,604	£0.83
Sage Publications	212,135	143,547	£0.68
Royal Society of Chemistry	22,278	11,646	£0.52
Oxford University Press	169,827	59,983	£0.35
Cambridge University Press	99,644	25,943	£0.26
Bmj Publishing Group	25,626	2,498	£0.10
American Institute of Physics	0	27,612	
Company of Biologists	0	8,587	
European Respiratory Soci..	0	750	
Geological Society	0	5,689	
Institute of Physics	0	53,609	

Average read cost text: **Average read cost**  
 Publisher: **IWA Publishing**  
 Read Cost: **2,500**  
 Average read cost: **£59.52**  
 Number of readings: **42**





Andrew White

Library Director  
Rensselaer  
Polytechnic Institute

「我認為透過像*Panorama*這樣的工具，我們實際上能夠更好地回應來自行政部門的投資報酬率（ROI）相關問題。

因為現在我們擁有更廣泛的分析數據，這些數據不僅相互關聯，還能與機構內其他數據點產生關聯。」

---



Michael Levine-Clark

Dean of Libraries  
University of Denver

Denver圖書館的Michael Levine-Clark發現，使用EzProxy次數較多的學生，通常具有較高的平均成績（GPA）。



## DATA LITERACY

# From Data Literacy to AI Literacy. The Evolution of Critical Thinking in the Digital Age

Data has transformed from a technical commodity to a ubiquitous part of our daily lives. We live in a world where decisions, from what movie to watch next to determining global policy actions, are driven by data.



KEVIN HANEGAN

# Generative AI: 研究領域中的挑戰與機會

## (圖書館員能夠且正在發揮領導作用的關鍵領域)

### 機會

錯誤訊息、幻覺、不準確、錯誤、及不一致的人工智慧生成內容

提供資訊、資料與人工智慧素養予師生

AI生成內容的專業性與領域專業知識

在善用人工智慧效率的同時，維持研究和圖書館專業的嚴謹性

在倫理責任、偏見防範、著作權保護、抄襲防制、環境影響評估、平衡訓練資料集、成本控管等方面的責任；同時確保隱私保護

人工智慧技術快速發展；而人工智慧標準制定與法規監管的腳步相對緩慢

### 挑戰

以圖書館和學術出版的權威資源作為人工智慧的基礎依據

針對內容、作者、研究主題、主題標目索引、館藏發展與館藏淘汰所提供的推薦建議

對於內容和搜尋的深入分析；假設調整與文獻回顧研究；研究成果、研究主題及研究者與機構分析；以及研究、圖書館使用與借閱行為的習慣分析

透過理解使用者意圖和現有的查詢擴展來實現語意搜尋

工作自動化、參考諮詢台助理對話、複本編目，以及比對館藏資源與課程大綱

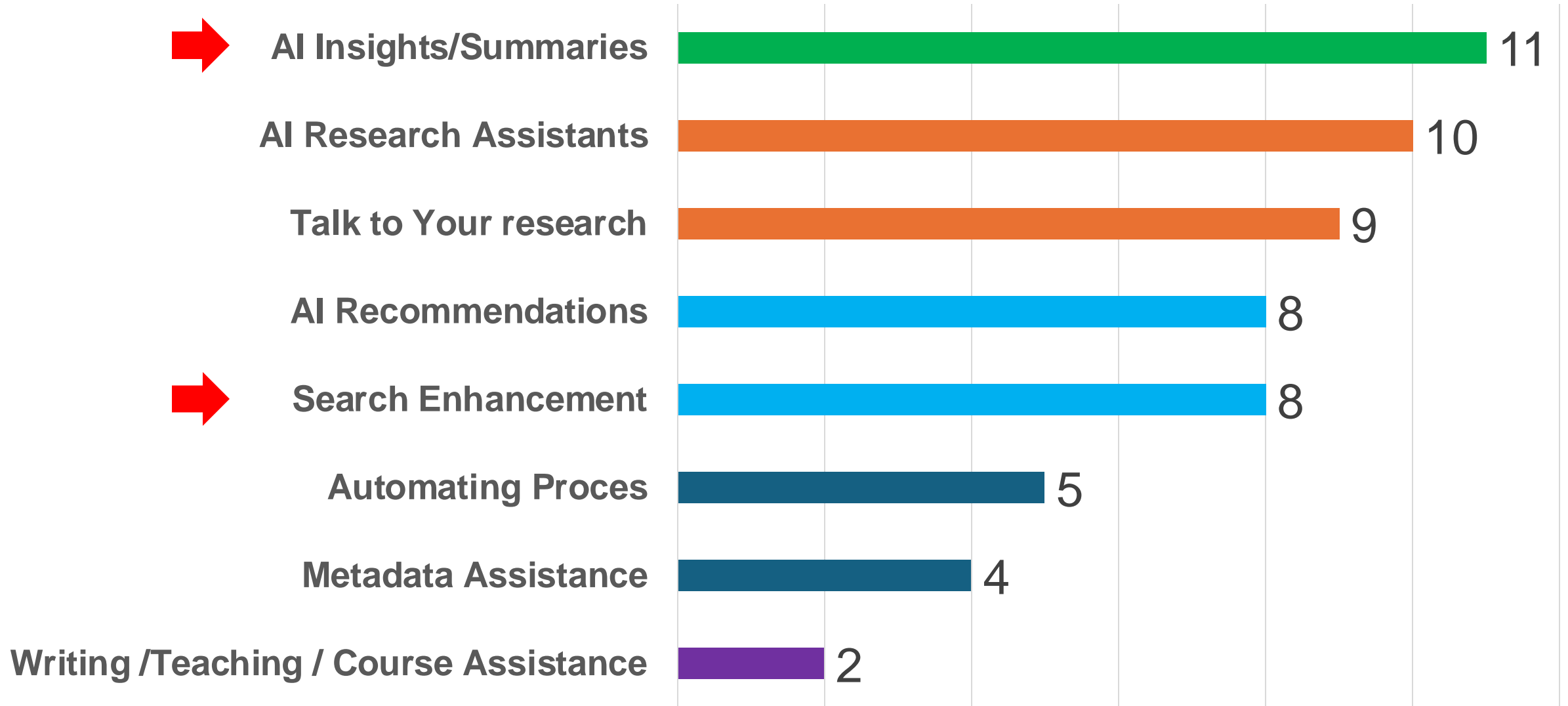
翻譯、降低使用門檻，以及改進光學字元 (OCR) 辨識和內容數位化

Librarian-influenced AI areas : ●

## **Some of the applications of AI in academic libraries:**

- Chatbots
- Recommender Systems
- Text Mining
- Predictive Analytics
- Digital Preservation
- Image Recognition
- Natural Language Processing
- Citation Analysis
- Digital Assistants
- Accessible Materials
- Inventory Management
- Fraud Detection
- Data Visualization
- Learning Analytics

# Market Research: AI by Vendor and Product Status



data literacy



所有篩選 (4)

同儕評鑑

全文

所有時段

學術刊物

進階檢索

1



同儕評鑑 | 學術期刊



## A strategic approach to information *literacy*: *data literacy*. A systematic review.

作者： [Pinto, María](#); [Caballero-Mariscal, David](#); [García-Marco, Francisco-Javier](#); +1 以上 • 於： [El Profesional de la Información](#), 2023 • [Academic Search Ultimate](#)

This research addresses the growing social importance of *data* from an educational perspective through *data literacy* (DL), seeking to integrate it into the broader information *literacy* (Infolit) movement. For this pur... [顯示更多](#)

主題： [INFORMATION \*literacy\*](#); [RESEARCH personnel](#); [DATA management](#); [LIBRARY media specialists](#); +6 以上

存取選項



Scopus® 上有 5 則引文

更多相似的項目

產生 AI 見解 測試版

存取選項



 Scopus® 上有 5 則引文

 更多相似的項目

 產生 AI 見解 測試版

## 見解

- 資料素養 (DL) 是一個新興領域，在高等教育中取得了重要性，因為它為學生、研究人員和專業人士提供了訪問、解釋、批判評、管理、處理和以道德方式使用各種領域的數據的能力。
- DL 與信息素養 (Infolit) 密切相關並與其集成，因為數據是信息的基本組成部分。獲得 Infolit 核心能力對於 DL 技能的發展至關重要。
- 研究人員對一般和特別是不同學科、語言、環境和教育水平處理資料培訓的緊迫性，因為了解、解釋、表示、儲存、使用、管理和共享資料對建立資料文化至關重要。
- DL 的跨學科和多部門性質很明顯，因為它正在應用於不同程度的學生、專業人士和公民的教育，包括社會科學，人文科學，STEM 和健康科學。
- 雖然已有努力為 DL 建立能力框架、試驗項目和評估工具，但仍需進一步的理論和實際發展，包括一個通用定義、Infolit 內的 DL 能力基本模型以及專門學科的子模型。



# 作為成人教育主題的數據素養 - 計劃分析。

來源： Zeitschrift für Weiterbildungsforschung: Journal for Research on Adult Education, 2024, Springer Nature Journals

作者： Brinkmüller, Anna-Lena; Scheidig, Falk

## 作為成人教育主題的數據素養 - 專案分析

摘要：在數字化轉型和生活許多領域相關數據化的背景下，對數據及其使用的有效和批判性反映的處理越來越重要（數據素養）。在此背景下，本文研究了成人教育產品中的數據和數據相關應用的主題。對 2010 年至 2021 年期間的 137 個成人教育中心專案進行了定量和定性分析，分析了與數據相關的產品/服務的分發和內容導向。幾乎所有計劃都包含可能促進數據素養的產品，並且在審查期間有所增加。內容分析顯示，許多優惠都側重於數據保護和安全性，只有少數優惠側重於主動數據處理。

在數字變革和生活許多領域相關數據化的背景下，對數據及其使用進行有效和批判性反映的處理變得越來越重要（數據素養）。有鑒於此，本文研究了成人教育課程中是否以及如何解決數據和數據相關應用的問題。對 2010 年至 2021 年期間成人教育中心（Volkshochschulen）的 137 個專案對數據相關課程的分佈和內容導向進行了定量和定性分析。幾乎所有計劃都包含可能促進數據素養的課程，並且顯示審查期間有所增加。內容分析指出，許多課程側重於數據保護和安全性，只有少數課程側重於數據的主動處理。

關鍵詞：數據素養;數據化;成人教育;高等教育;成人晚間課程;程式分析;數據素養;數據化;繼續教育;成人教育中心;程式分析



## 作為成人教育主題的數據素養 - 計劃分析。

作者： Brinkmüller, Anna-Lena  
Scheidig, Falk

翻譯

翻譯為

繁體中文 (繁體)



原始語言

譯者

Microsoft







# 作為成人教育主題的數據素養 - 計劃分析。

來源： Zeitschrift für Weiterbildungsforschung: Journal for Research on Adult Education, 2024, Springer Nature Journals

作者： Brinkmüller, Anna-Lena; Scheidig, Falk

## 作為成人教育主題的數據素養 - 專案分析

摘要：在數字化轉型和生活許多領域相關數據化的背景下，對數據及其使用的有效和批判性反映的處理越來越重要（數據素養）。在此背景下，本文研究了成人教育產品中的數據和數據相關應用的主題。對 2010 年至 2021 年期間的 137 個成人教育中心專案進行了定量和定性分析，分析了與數據相關的產品/服務的分發和內容導向。幾乎所有計劃都包含可能促進數據素養的產品，並且在審查期間有所增加。內容分析顯示，許多優惠都側重於數據保護和安全性，只有少數優惠側重於主動數據處理。

在數字變革和生活許多領域相關數據化的背景下，對數據及其使用進行有效和批判性反映的處理變得越來越重要（數據素養）。有鑒於此，本文研究了成人教育課程中是否以及如何解決數據和數據相關應用的問題。對 2010 年至 2021 年期間成人教育中心（Volkshochschulen）的 137 個專案對數據相關課程的分佈和內容導向進行了定量和定性分析。幾乎所有計劃都包含可能促進數據素養的課程，並且顯示審查期間有所增加。內容分析指出，許多課程側重於數據保護和安全性，只有少數課程側重於數據的主動處理。

關鍵詞：數據素養;數據化;成人教育;高等教育;成人晚間課程;程式分析;數據素養;數據化;繼續教育;成人教育中心;程式分析



## 作為成人教育主題的數據素養 - 計劃分析。

作者： Brinkmüller, Anna-Lena  
Scheidig, Falk

### 翻譯

翻譯為

繁體中文 (繁體) ✓

中文 (文言文)

中文 (简体)

日本語

粵語 (繁體)

**繁體中文 (繁體)**

Afrikaans

oft



## 搜尋文章、書籍、期刊和更多內容

 AI 強化檢索

進階檢索


搜尋文章、書籍、期刊和更多內容



圖書館收藏中有提供

 同儕評鑑

全文

所有時段 

搜尋文章、書籍、

⚡ AI 強化檢索

搜尋文章、書籍、期刊和

圖書館收藏中有提供

進階檢索



## 全新 AI 強化檢索

歡迎加入我們的 Beta 版 AI 強化搜尋體驗。在執行關鍵字檢索時進行探索，或者以問題或聲明格式使用口頭語言，嘗試自然語言檢索。以下是一些自然語言檢索的範例：

「書信體小說是什麼」

「貝特西·羅斯是誰」

「CRISPR 技術是什麼」

「尋找書籍《1984》的資訊」

[確定](#)

# Search Query: *What is the history of American football*

⚡ AI 強化檢索

關閉自然語言檢索模式

開啟自然語言檢索模式

eBook



## Touchdown : An *American* Obsession

By: [Gems, Gerald R.](#); [Pfister, Gertrud](#) • In: 2023 • Books at JSTOR

Touchdown: An *American* Obsession is the first comprehensive guide to the *history* and culture of the sport, a readable, authoritative guide for *Americans* as well as an introduction for people around the world.

Subjects: [Football](#) -- United States -- *History*; [Football](#) -- Social aspects -- United States; National [Football](#) League; Cultural Studies

Access options



More like this

Newswire



## Odell Beckham makes greatest NFL catch in *history*; New York Giants player Odell Beckham jnr arches backwards to catch a 43-yard throw in *what* could be the greatest catch in *American Football history*.

In: The Telegraph Online, 20141124 • Gale Business: Insights

Subjects: [Dallas Cowboys](#); [New York Giants](#); [Football](#) teams; [Football](#)

More like this

Peer reviewed | Academic Journal



## Unexceptional exceptionalism: the *origins* of *American football* in a transnational context.

By: [Collins, Tony](#) • In: Journal of Global *History*, Jul2013 • Complementary Index

This article explores the *origins* and early *history* of *American football* in relation to the *development* of rugby and similar codes in the English-speaking world of the last third of the nineteenth century. It suggests that the traditional narrative description of... [Show more](#)

Access options



Peer reviewed | Academic Journal



## Civilized Mayhem: *Origins* and Early *Development* of *American Football*.

By: [Guttmann, Allen](#) • In: Sport in Society, Oct2006 • Complementary Index

Over a period of approximately 30 years, from the 1880s to the 1910s, *American* 'gridiron' *football* evolved from the British sport of rugby *football*. In the course of this evolution, *American football* became increasingly rationalized, largely as the result o... [Show more](#)

Subjects: [HISTORY](#) of [football](#); BALL games; RUGBY [football](#); VIOLENCE; [+3 more](#)

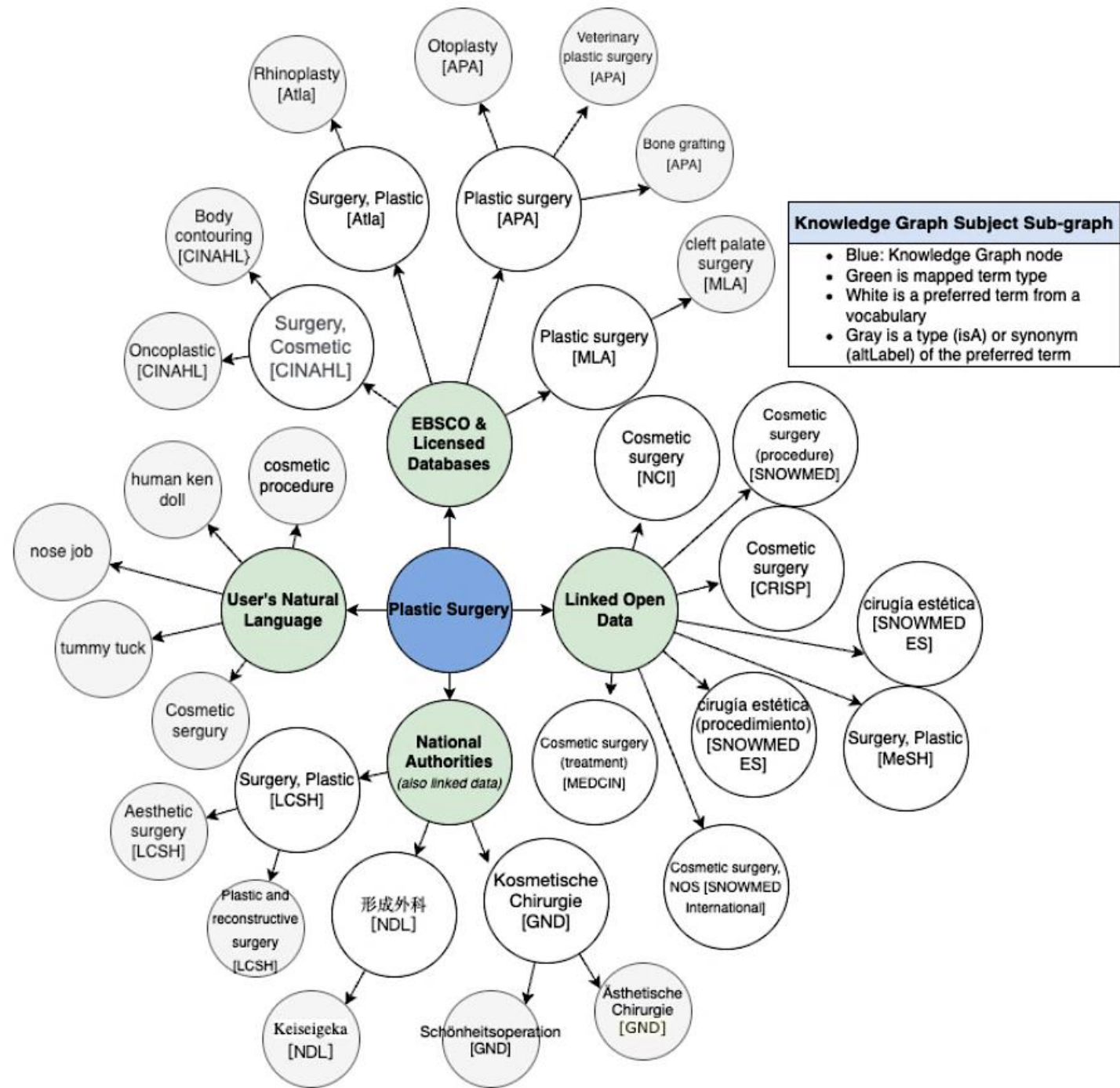
Access options



# - Knowledge Graph

## - Subject Sub-graph

- **EBSCO & Licensed Databases:** ATLA, Basic BIOSIS, CAB Thesaurus, CINAHL, ERIC, FSTA, INSPEC, MLA, MeSH, PsycINFO, LCSH, SPORTDiscus, etc.....
- **Linked Open Data**
- **National Authorities**
- **User's natural Language**



# EBSCO New UI Roadmap

# EBSCOhost EBSCO Discovery Service

## Generative AI Insight Summaries (Beta)

EBSCO Platforms

RELEASED

November 2024

Search Enhancements

AI Insights helps users evaluate relevancy of an article to their research topic via a new button under Articles where Full Text is available (within the search results list). The button leverages Generative AI to produce on-demand short summaries of key points in the article (and is grounded in the full-text of the article).

*Last updated Nov 4, 2024*

[Read more on EBSCO Connect](#)

## Natural Language Understanding (Beta)

EBSCO Platforms

COMING SOON!

January 2025

Search Enhancements

Allows for searching in the researcher's regularly spoken language, including questions, by using AI to better understand the user's query intent and produce an academic search accordingly. The underlying search technology leverages our relevance ranking, thesauri mapping via the USI and authoritative metadata. Natural language search is intended to help increase equity in research allowing anyone, regardless of their background, experience in research, or what they speak, can find information through our search. Initially, this will be via a new separate Search Mode.

*Last updated Aug 29, 2024*

# Thank You

Jeremy Chou 周頡

EBSCO Information Services