

# Using SciVal and Scopus to support our Healthy Futures SDG

John Hynes  
University of Manchester Library  
United Kingdom

---

MANCHESTER  
1824

The University of Manchester



---

# University of Manchester Library



- 
- Supporting 40,000 + Students (UG, PGT, PGR)
  - Supporting 12,500 + Academic and PS staff
  - c. 3 million visitors per year
  - 5 bespoke directorates
  - 300 + Library staff

---

# Library Research Services team



- 
- Part of UML Research & Digital Horizons Directorate
  - Main areas of focus are Open Research, Research Data Management and Research Metrics
  - 4 staff work as part of our Research Metrics team
  - We subscribe to Scopus and SciVal (No trends module!)

---

# Research metrics team

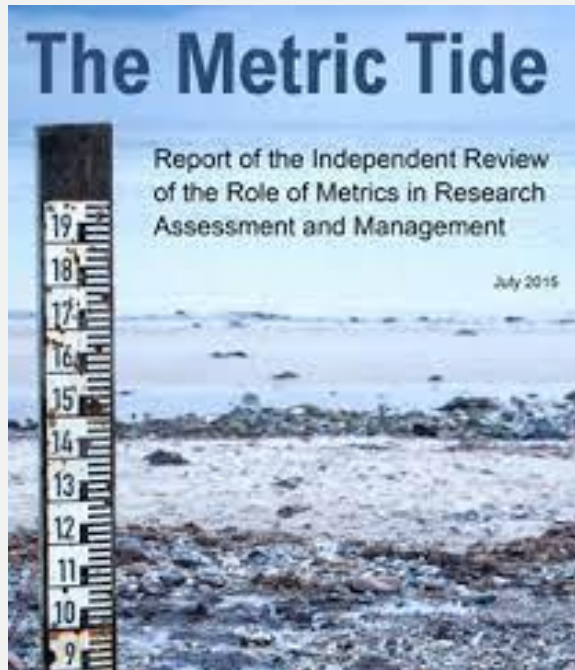
*"The Research Metrics team provides a sector-leading suite of clear, accessible services that help you understand research impact in a variety of contexts, supporting responsible, data-driven decisions".*

- 
- **Individual support:**  
e.g. How do I understand my citation data? How to use data for CPD?
  - **Institutional support:**  
e.g. University APR; strategic projects; school-level reports
  - Guidance on **responsible use of metrics\***
  - **Training** and online resources (links at end of presentation)
  - **Expertise** in Scopus, SciVal, Web of Science, Altmetric Explorer
  - **Data analysis** (Python, MS Power BI)

\* The University of Manchester is a signatory of [DORA](#)

---

# 5 principles we follow\*



- 
- **Robustness:** base metrics on the best possible data in terms of accuracy and scope.
  - **Humility:** recognise that quantitative evaluation should support – but not supplant – qualitative, expert assessment.
  - **Transparency:** keep data collection and analytical processes open and transparent, so that those being evaluated can test and verify the results.
  - **Diversity:** accounting for variation by field, and using a range of indicators to reflect and support a plurality of research and researcher career paths across the system.
  - **Reflexivity:** recognising and anticipating the systemic and potential effects of indicators, and updating them in response

\* Adapted from the [Metric Tide report](#) (2015)

---

# Healthy futures at Manchester



## Healthy Futures

Managing risks to humans and ecosystems and realising the benefits of transitioning to an environmentally sustainable future.

[Read more >](#)



## Net Zero Futures

Delivering rapid emissions reductions and enhancing our ability to remove and store carbon.

[Read more >](#)



## Inclusive and Prosperous Futures

Delivering environmental sustainability through a just transition that enables communities to thrive.

[Read more >](#)

- 
- Part of our institutional "research challenges"- focused on SDG
  - "To be a global leader in the discovery, development and deployment of path-breaking, interdisciplinary solutions that reduce health inequalities in Greater Manchester and beyond".

---

# Healthy futures working group



- Map existing activity
- Benchmark our research activity and impact narratives
- Bring researchers together and create opportunities for collaboration.
- Pump-prime
  - Workshops with particular foci e.g., the environment and health inequalities; economics
  - Co-production activities with under-served communities
  - Discipline hopping to enhance work in health inequalities

---

# Research metrics role

01

Assist with the mapping of existing activity and identification of publications.

02

Provide benchmarking analysis.

03

Identify areas of potential collaboration



# What did we do?

## Benchmarking

- Created a research query in Scopus
- Created a range of publication sets in SciVal (based on the above)
- Created benchmarking reports for the working group

## Mapping

- Combined our research query with UoM affiliation in Scopus, and Scopus author data from a defined group
- Created an institutional spreadsheet for activity relating to research in Health Equity
- Used the above to create a Power BI dashboard focused on collaboration opportunities



# Search query: ( ( 1 or 2 or 3 or 4 or 5 or 6 or 7 or 8 ) and 9 ) or 10 ) and not 11

**Keyword set 1 (residence etc.)** - residence characteristics / environment / neighbourhood / housing instability / housing insecurity / housing security / overcrowding / home ownership / housing loss / eviction / home repossession / social capital / social isolation / homeless / homelessness / social support / social participation / social network / social cohesion / social exclusion

**Keyword set 2 (marital status etc.)** - marital status / marriage status / divorce / widow / cohabit / single parent / marriage / assortative mating / domestic violence / adverse childhood experience

**Keyword set 3 (nutrition etc.)** - malnutrition / food insecurity / food banks / food poverty / smoking / tobacco / smoker / alcohol / smoke / maternal smoking / prenatal smoking / diet / drinking behaviour / health behaviour / substance use / physical activity / exercise / alcohol consumption / obesity / body mass index / overweight / drug abuse / alcohol abuse

**Keyword set 4 (employment etc.)** - employment / unemployment / labour market / wages / debt / earnings / welfare benefits / income / working hours / indebtedness / occupation

**Keyword set 5 (education etc.)** - education / educational attainment / education level / level of education / educational achievement / attainment / intelligence / educational status / cognitive ability / cognition / cognitive skills / non-cognitive skills / non-cognitive ability / schooling

**Keyword set 6 (ethnicity etc.)** - ethnic group / ethnicity / race / vulnerable group / vulnerability / culture / racism / prejudice / cultural characteristics / cultural diversity / minority groups / minority health / migrants / immigrants

**Keyword set 7 (gender etc.)** - gender / sex / sex difference / sex disparities / gender disparities / gender difference / women

**Keyword set 8 (poverty etc.)** - poverty / inequality / inequalities / disparity / disparities / equity / inequity / socioeconomic status / socioeconomic condition / socioeconomic factors / social class / welfare / socioeconomic position / deprivation / socioeconomic deprivation / income inequality / gini index / gini coefficient / psychosocial deprivation / sociodemographic / social background / social welfare / index of multiple deprivation / townsend index of deprivation

**Keyword set 9 (health status etc.)** - health status / health trajectories / health trajectory / population health / covid-19 / disability / mental health / depression / anxiety / depressive symptoms / wellbeing / health service / healthcare / disease / mortality / morbidity / longevity / mental disorder

**Keyword set 10 (health inequality etc.)** - social determinants of health / social inequality in health / determinants of health / vaccine hesitancy / vaccine uptake / health equity / health inequity / health inequities / health equality / health inequalities / health inequality / health disparity / health disparities / health gradient / health gap / concentration index / health status disparities / access to healthcare / unmet need / unmet medical need / health service utilisation / health services accessibility

**Keyword set 11 (animals etc.)** - animal / animal experiment

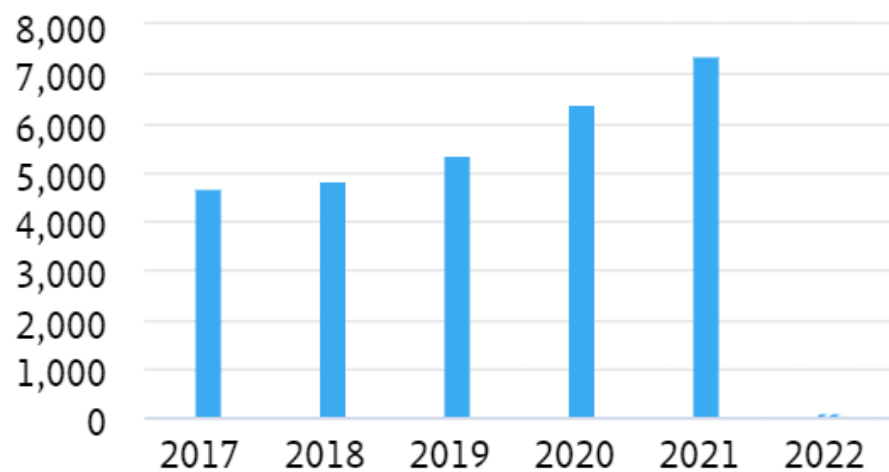
# Full publication set

Summary Topics Collaboration **Published** Viewed Cited Authors More... ▾

**Overall** by Journal quartile by Subject Area by Scopus Source

## Scholarly Output ⓘ

[+ Add to Reporting](#) [Export ▾](#) [Shortcuts ▾](#)



28,698

number of publications in Health Equity Complete  
Dataset 17-21 25.03.2022

[View list of publications](#)

# Individual publication sets

Summary

Topics

Collaboration

Published

Viewed

Cited

Authors

More... ▾

+ Add Summary to Reporting Export ▾

## Overall research performance

+ Add to Reporting

2,433

Scholarly Output ⓘ

84.8% All Open Access

[View list of publications](#)

26,072

Authors

3.12

Field-Weighted Citation Impact ⓘ

## Yearly breakdown

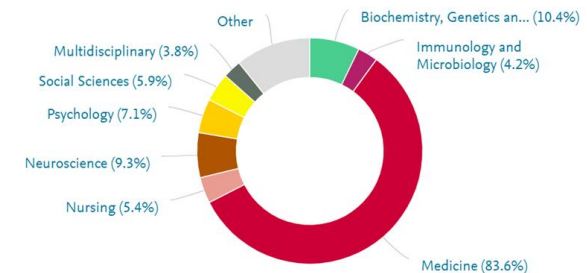
Health Equity Complete Dataset 17-21 25.03.2022

2017 to 2021

All subject areas



Segment size represents relative publication share per Subject Area. Note that a publication can be mapped to multiple Subject Areas. [Learn more](#)



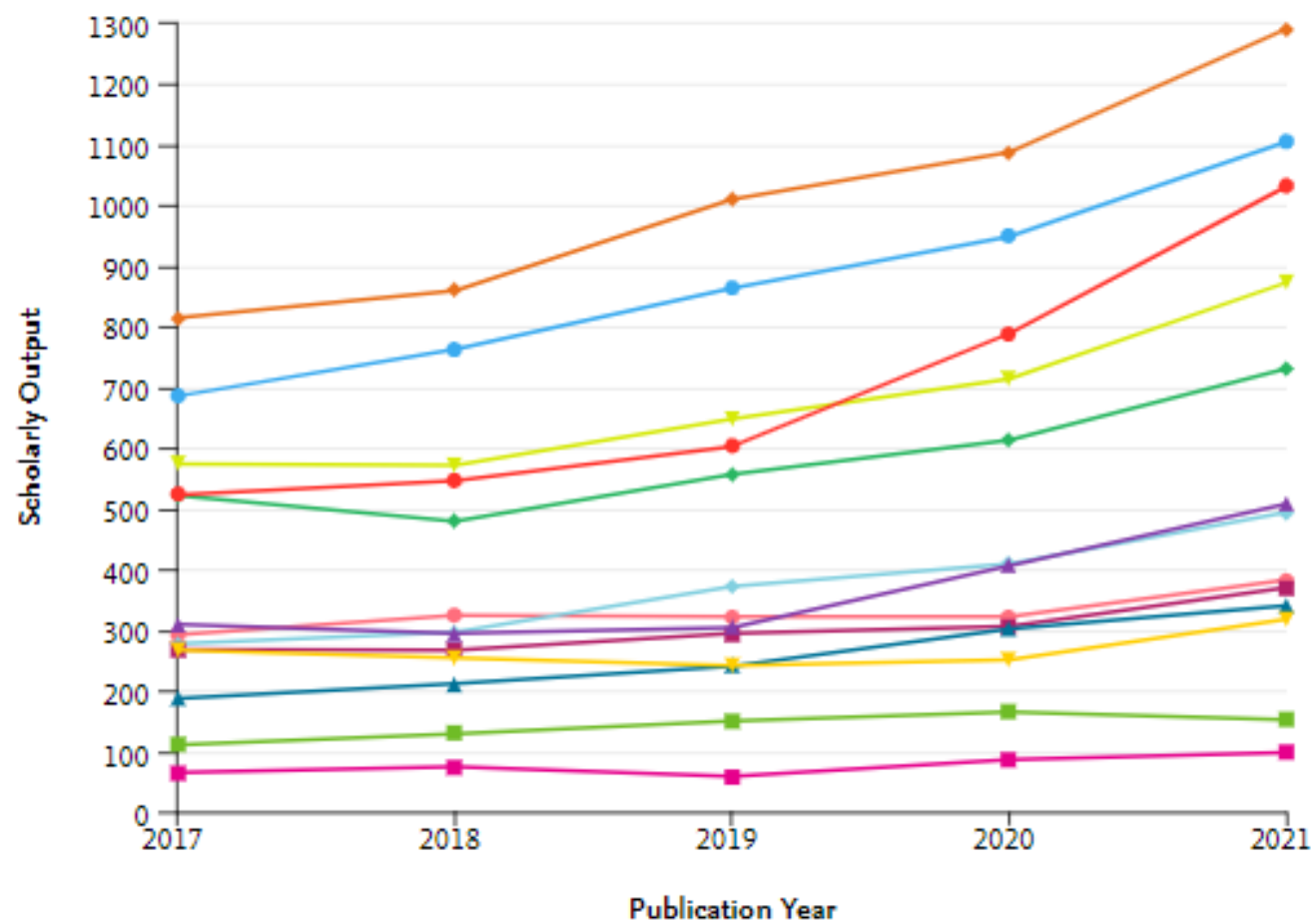
74,113

Citation Count ⓘ

30.5

Citations per Publication ⓘ

# Benchmarking reports



You are here!

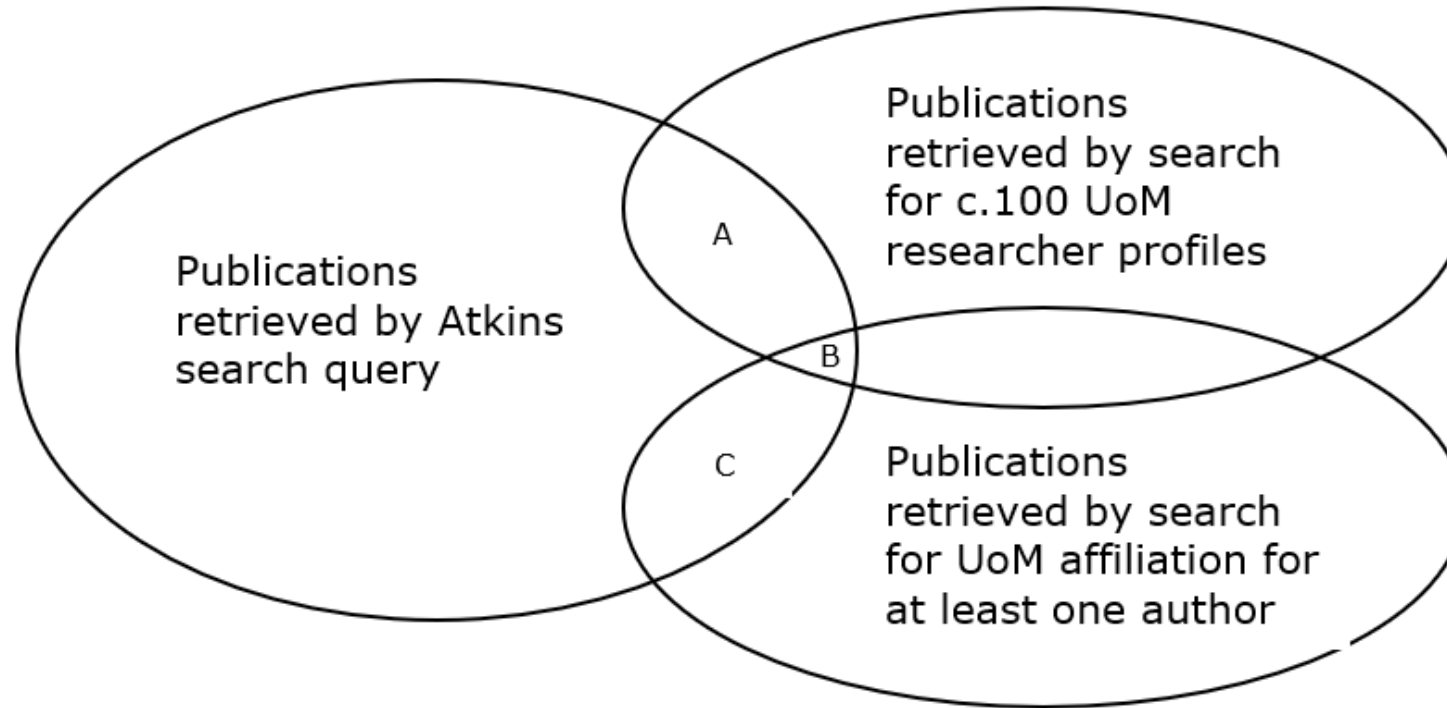
# Mapping the UoM Landscape



- For the mapping exercise we wanted to create a comprehensive picture of all relevant research activity, in a way that allowed the working group to easily identify possible areas of collaboration.
- This involved combining Scopus data, with the citation and Topic / cluster data provided via SciVal.
- It was then possible to create a spreadsheet that formed the basis for a more easily navigable Power BI analysis

---

# Amalgamating the UoM data



# Export features

## Export publications



Select the fields you want to include in the export for your selected publications. Last selected options are remembered.

\* in publication year

[Select all](#) | [Deselect all](#) | [Reset to default selection](#)

<input type="checkbox"/> Publication basics	<input type="checkbox"/> Publication details	<input type="checkbox"/> Author/Affiliations	<input type="checkbox"/> Publication metrics	<input type="checkbox"/> Scopus Source related	<input type="checkbox"/> Topic related
<input type="checkbox"/> Title	<input type="checkbox"/> Reference	<input type="checkbox"/> Scopus Affiliation IDs	<input type="checkbox"/> Views	<input type="checkbox"/> Volume	<input type="checkbox"/> Topic Cluster name
<input type="checkbox"/> Authors	<input type="checkbox"/> Abstract	<input type="checkbox"/> Scopus Affiliation names	<input type="checkbox"/> Field-Weighted Views Impact	<input type="checkbox"/> Issue	<input type="checkbox"/> Topic Cluster number
<input type="checkbox"/> Year	<input type="checkbox"/> EID (Scopus ID)	<input type="checkbox"/> Number of Authors	<input type="checkbox"/> Citations	<input type="checkbox"/> Pages	<input checked="" type="checkbox"/> Topic name
<input type="checkbox"/> Full date	<input type="checkbox"/> PubMed ID	<input type="checkbox"/> Scopus Author IDs	<input type="checkbox"/> Field-Weighted Citation Impact	<input type="checkbox"/> Article number	<input type="checkbox"/> Topic number
<input type="checkbox"/> Scopus Source title	<input type="checkbox"/> Sustainable Development Goals (2022)	<input type="checkbox"/> Scopus Author ID First Author	<input type="checkbox"/> Field-Citation Average	<input type="checkbox"/> ISSN	<input type="checkbox"/> Topic Cluster Prominence Percentile
<input checked="" type="checkbox"/> DOI	<input type="checkbox"/> All Science Journal Classification (ASJC)	<input type="checkbox"/> Scopus Author ID Last Author	<input type="checkbox"/> Outputs in Top Citation	<input type="checkbox"/> Source ID	<input type="checkbox"/> Topic Prominence Percentile
<input type="checkbox"/> Publication type				<input type="checkbox"/> Source type	
<input type="checkbox"/> Open Access				<input type="checkbox"/> CiteScore*	
<input type="checkbox"/> Institutions				<input type="checkbox"/> CiteScore percentile*	



# Healthy futures spreadsheet

Researcher	Faculty	School or Department	AU-ID [unique Scopus reference for researcher]	Total number of authors of publication	Title of publication
James Quick	Humanities	AMBS	35515497800	2	Sexual harassment: Have we made any progress?
Elizabeth Mcdonald	Humanities	AMBS	7401841285	7	Does capitation affect the delivery of oral healthcare and access to pilot contact in Northern Ireland
Damian Hodgson	Humanities	AMBS	15061282300	8	The policy work of piloting: Mobilising and managing conflict and

Keyword Match to Set 7 (Gender etc)	Keyword Match to Set 8 (Poverty etc)	Keyword Match to Set 9 (Health status etc)	Keyword Match to Set 10 (Health inequality etc)	UoM researcher on list?
sex distribution [sex] / sex ratio [sex] / sexism [sex] / sexual b		anxiety / depression		No
		health services accessibility [health service]	health services accessibility	No
		health services [health service] / health services accessibility	health services accessibility	No
		health services [health service] / health services accessibility	health services accessibility	No

SciVal Research Topic Cluster name	SciVal Research Topic Cluster number	SciVal Research Topic name
Violence,Women,Child	310	Sexual Harassment,Workplace,Sexism
Oral Health,Periodontitis,Dental Caries	125	Dental Services,Teeth,Dentists
Governance,Government,Public Services	611	Policy Advice,Advisers,Civil Servants

# Power BI analysis

Faculty

School or Department

All

All

Field-Weighted Percentile

1

75

2843

Number of records

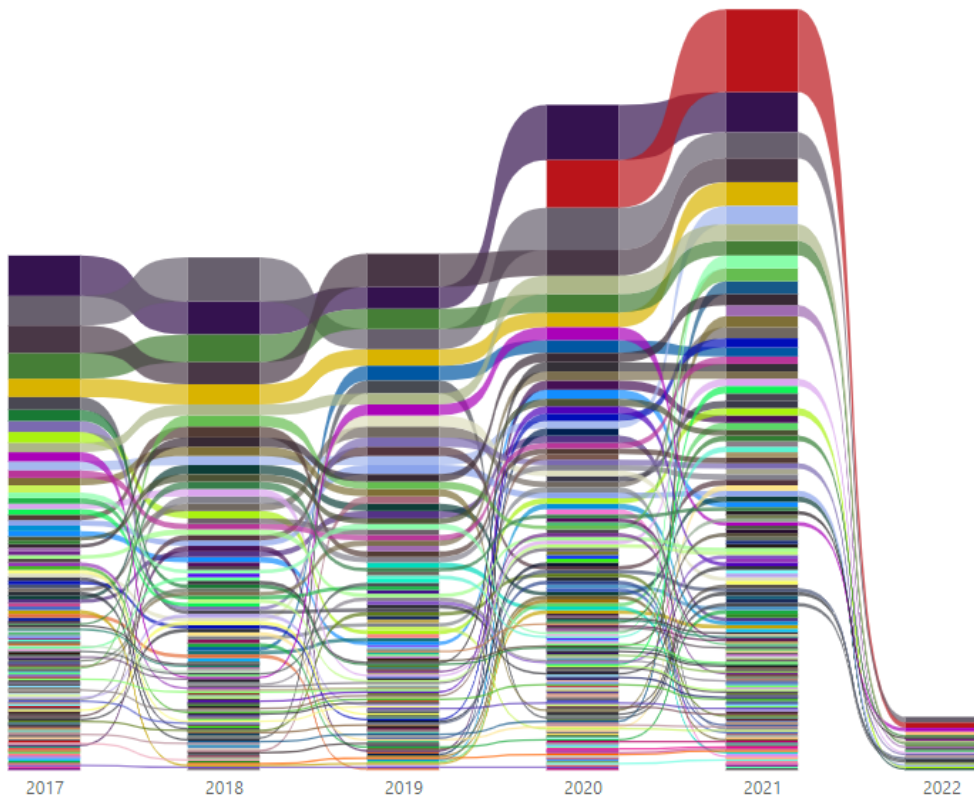
1645

Number of EIDs/publications

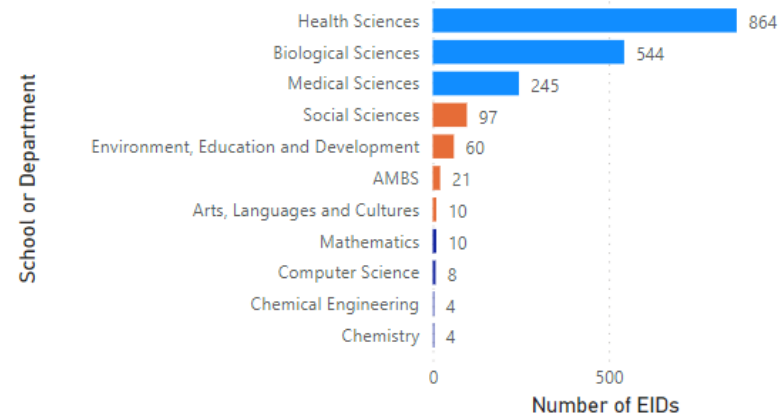
699

Number of AU-IDs/researchers

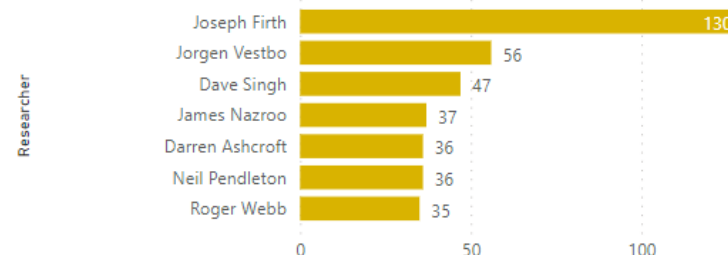
Number of EIDs/publications by year and topic cluster name



Number of EIDs/publications by school or dept



Number of EIDs/publications by researcher



Filters

Search

Filters on this page

Faculty is (All)

School or Department is (All)

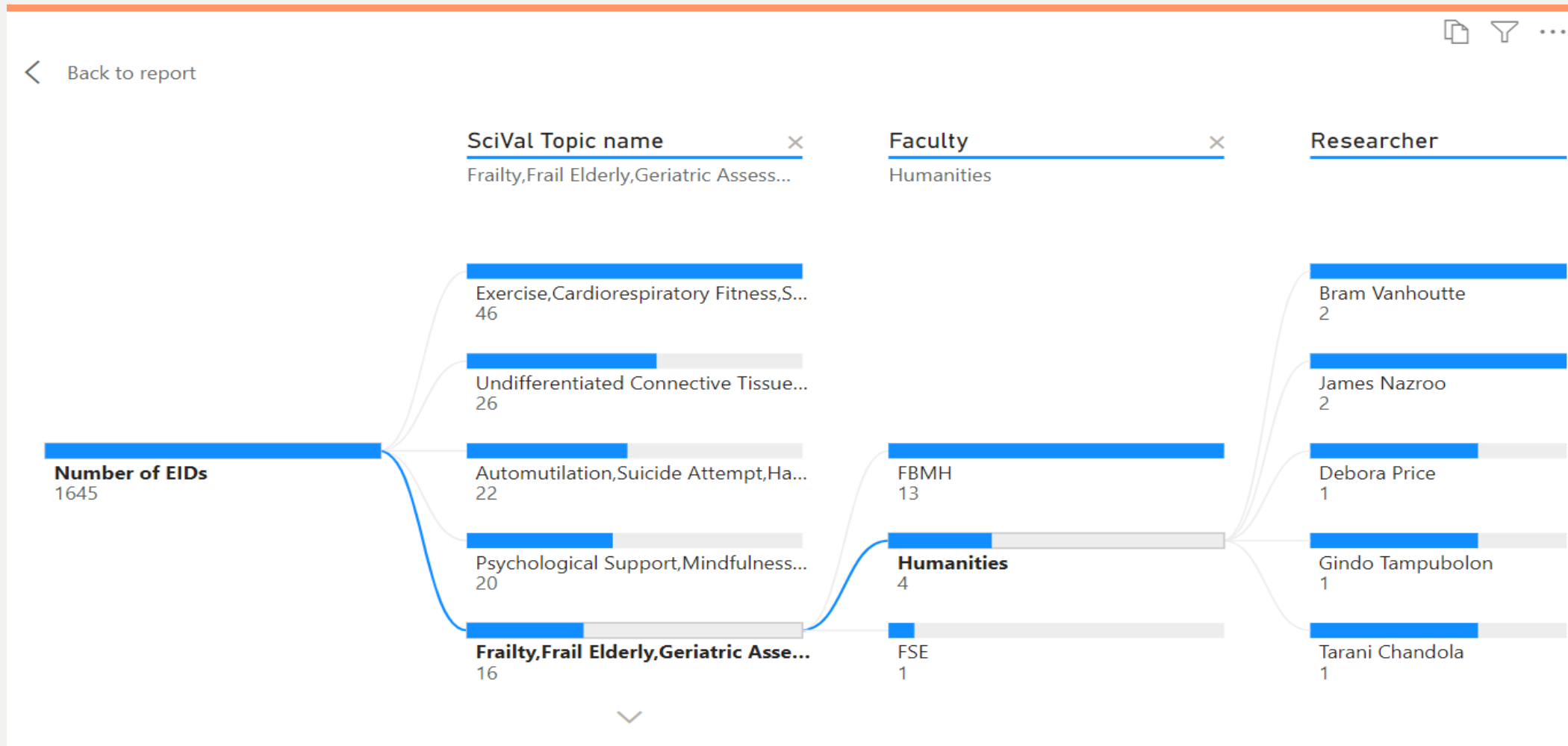
Filter type

Basic filtering

Search

- Select all
- AMBS 30
- Arts, Languages and Cult... 10
- Biological Sciences 766
- Chemical Engineering 4
- Chemistry 5
- Computer Science 11

# Identify potential collaborations





---

# Training resources & contact

- [Introduction to citation analysis](#)
- [Introduction to responsible metrics](#)
- [John.hynes@manchester.ac.uk](mailto:John.hynes@manchester.ac.uk)